

Port Authority® Tall Silk Touch™ Long Sleeve Polo TLK500LS



A favorite for years, our Silk Touch™ polo is soft, supple and easy to care for. The silky smooth pique knit resists wrinkles while the classic long sleeve style looks great on everyone.

- 5-ounce, 65/35 poly/cotton pique
- Flat knit collar and cuffs
- Double-needle armhole seams and hem
- 3-button placket
- Metal buttons with dyed-to-match plastic rims
- Side vents

CARE INSTRUCTIONS

Machine wash cold with like colors. Do not bleach.
Tumble dry low. Warm iron if necessary.



front



back

HOW TO MEASURE













CHEST
With arms down at sides, measure around the upper body, under arms and over the fullest part of the chest.

SIZE CHART

	LT	XLT	2XLT	3XLT	4XLT
Chest	41-43	44-46	47-49	50-53	54-57

COLOR INFORMATION

									
Black PMS 426 C	Burgundy PMS 505 C	Coffee Bean PMS 497 C	Cool Grey PMS 7539 C	Dark Green PMS 5467 C	Navy PMS 533 C	Red PMS 207 C	Royal PMS 654 C	Stone PMS 452 C	White PMS WHITE